

Welcome Guide

SoundCore Sport

Bedienungsanleitung | 取扱説明書 | Guide d'Utilisation
Manuale dell'Utente | Manual de Instrucciones | 使用说明书

Using Your SoundCore

Ihren SoundCore verwenden | SoundCoreの使用方法
Utilisation de Votre SoundCore | Utilizzare il tuo SoundCore
Usar Tu SoundCore | SoundCore 的使用方法

1. Turn it on

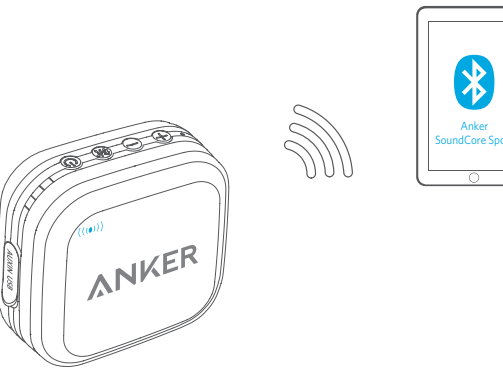
Schalten Sie ihn ein | 電源を入れる | Allumez-la
Accendilo | Enciéndelo | 打开蓝牙音箱



▶1

2. Pair it with your device

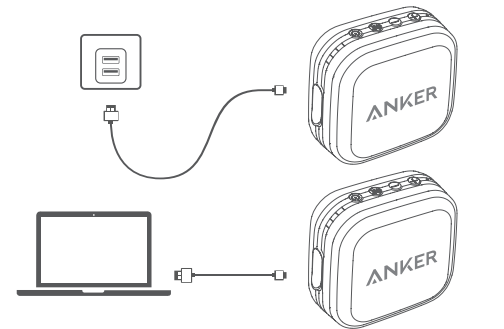
Pairen Sie ihn mit Ihrem Gerät | お使いの機器とペアリング
Connectez-la à votre appareil | Connetti il tuo dispositivo
Emparéjalo a tu dispositivo | 和你的设备配对



▶2

3. Charge your SoundCore

Ihren SoundCore aufladen | SoundCore本体の充電
Chargez votre SoundCore | Ricarica il tuo SoundCore
Carga tu SoundCore | 给SoundCore充电



▶3

SoundCore will beep every 5 minutes when the battery is low.

Der SoundCore wird alle 5 Minuten einen Signalton abgeben, wenn der Akkustand niedrig ist.

SoundCoreは、バッテリー残量が少なくなると5分毎にピープ音を鳴らします。

Votre SoundCore bipera toutes les 5 minutes en cas de batterie faible.

Il SoundCore emetterà un segnale acustico ogni 5 minuti quando la batteria è quasi scarica.

SoundCore emitirá un sonido cada 5 minutos cuando el nivel de batería sea bajo.

当电量低时，SoundCore 会每隔 5 分钟播放短音提示。

▶4

Controls

Steuerung | 操作方法 | Commandes | Comandi
Controles | 操作方法



Play / pause

Play / Pause | 再生 / 一時停止
Lecture / Pause | Play / Pausa
Reproducir / Pausa | 播放 / 暂停

Answer / end call

Anruf annehmen / beenden
電話に出る / 終了
Décrocher / Raccrocher
Rispondi / chiudi la chiamata
Responder / terminar llamada
接听 / 挂断

Press

Drücken
押す
Pressez
Premi
Presionar
按一下

▶5

Skip forward

Nächster Titel
次の曲
Saut Avant
Brano successivo
Próxima Pista
下一曲

Re-enter pairing mode

Erneut in den Pairing Modus eintreten
ペアリングを再実施
Entrer à nouveau en mode jumelage
Entra di nuovo in modalità ricerca
Volver a Modo Emparejamiento
重新进入配对模式

Double click

Zweimal drücken
ダブルクリック
Double-clic
Doppio click
Hacer Doble Clic
连接两次

Hold

Gedrückt halten
長押し
Maintenez
Tieni premuto
Mantener presionado
按住

▶6



Volume up

Lautstärke nach oben
音量アップ
Augmenter le volume
Aumenta il volume
Aumentar Volumen
音量调高



Volume down

Lautstärke nach unten
音量ダウン
Baisser le volume
Abbassa il volume
Bajar Volumen
音量调低

▶7



LED Indicator Guide

LED-Indikator Erklärung | LED表示の説明
Guide de l'indicateur LED | Guida segnali dell'indicatore LED
Guía de Indicador LED | LED 指示灯说明

| | |
|---|---|
| <p>Flashing blue</p> <p>Blau blinkend 青の点滅 Voyant bleu clignotant Blu lampeggiante Azul intermitente 蓝色 LED 闪烁</p> | <p>Pairing mode</p> <p>Pairing Modus ペアリングモード Mode jumelage Modalità sincronizzazione Modo emparejamiento 配对模式</p> |
| <p>Steady blue</p> <p>Durchgehend blau 青の点灯 Voyant bleu fixe Blu fisso Azul fijo 蓝色 LED 常亮</p> | <p>Connected to a device</p> <p>Mit Gerät verbunden 機器と接続 Connectée à un appareil Connesso ad un dispositivo Conectado a un dispositivo 设备配对成功</p> |

▶8



| | |
|--|---|
|  <p>Steady red Durchgehend rot 赤の点灯 Voyant rouge fixe Rosso fisso Rojo fijo 红色 LED 常亮</p> | <p>Charging Ladend 充電中 En charge In carica Cargando 充電中</p> |
|  <p>Red indicator off Roter Indikator aus 赤の消灯 Voyant rouge éteint Indicatore rosso spento Indicador rojo apagado 红色 LED 熄灭</p> | <p>Fully charged Voll geladen 満充電 Charge complète Carica completa Carga completa 充满电</p> |

Having connection problems? Remove SoundCore from your device's Bluetooth history, ensure it's less than 3 feet away then try pairing again.

Bitte löschen Sie bei Verbindungsproblemen den SoundCore-Pairingeintrag auf Ihrem Gerät. Stellen Sie sicher, dass der Lautsprecher weniger als 90 cm von Ihrem Gerät entfernt ist und wiederholen Sie den Pairingvorgang. ペアリングが出来ない場合、ペアリングの履歴を一度削除し、お使いの機器とSoundCoreの距離が90cm以内であることを確認した上で、再度ペアリングを行って下さい。

Vous avez des problèmes de connexion ? Supprimez l'enceinte SoundCore des périphériques Bluetooth enregistrés sur votre appareil, assurez-vous qu'elle est à moins d'un mètre de celui-ci et réessayez.






Problemi di connessione? Rimuovi il SoundCore dalla cronologia bluetooth del dispositivo. Assicurati che lo speaker sia a meno di un metro di distanza dal dispositivo e riprova.

¿Problemas de conexión? Elimina tu SoundCore del registro de conexión Bluetooth de tu dispositivo, acerca el dispositivo a menos de 90 cm y empareja de nuevo.

连接不上? 删除 SoundCore 的配对记录, 确保 SoundCore 和设备距离不超 1 米再尝试配对。

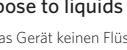
Specifications


Spezifikationen | 製品の仕様 | Spécifications | Specifiche
Especificaciones | 产品参数


| | | |
|---|--------------|--------------------------------------|
|  | Input | 5 V / 0.5 A |
|  | Audio Output | 3 W |
|  | Size | 85 × 85 × 45 mm / 3.3 × 3.3 × 1.8 in |
|  | Weight | 230 g / 8.1 oz |
|  | Range | 10 m / 33 ft |

Attention

Achtung | 注意 | Attention | Attenzione | Atención | 注意

 **Don't expose to liquids**
Setzen Sie das Gerät keinen Flüssigkeiten aus
水分に触れないようにして下さい | Ne pas exposer à des liquides
過度な衝撃を与えないで下さい
Evitare il contatto con liquidi | Evitar el contacto con líquidos
请勿接触液体

 **Don't disassemble**
Nehmen Sie das Gerät nicht auseinander
危険ですので分解しないで下さい
Ne pas désassembler | Non smontare | No desarmar
请勿拆卸

 **Avoid dropping**
Lassen Sie das Gerät nicht fallen
過度な衝撃を与えないで下さい
Ne pas faire tomber | Non farlo cadere | Evitar caídas
避免跌落产品

 **Avoid extreme temperatures**
Extreme Temperaturen vermeiden
極端な温度下では使用しないで下さい
Eviter les températures extrêmes
Tenere lontano da temperature estreme
Mantener alejado de temperaturas extremas
避免在过高或过低环境使用

FCC Statement

This device complies with Part 15 of the FCC Rules. Operation is subject to the following two conditions: (1) This device may not cause harmful interference, and (2) this device must accept any interference received, including interference that may cause undesired operation.

Warning: Changes or modifications not expressly approved by the party responsible for compliance could void the user's authority to operate the equipment.

Note: This equipment has been tested and found to comply with the limits for a Class B digital device, pursuant to Part 15 of the FCC Rules. These limits are designed to provide reasonable protection against harmful interference in a residential installation.

This equipment generates uses and can radiate radio frequency energy and, if not installed and used in accordance with the instructions, may cause harmful interference to radio communications. However, there is no guarantee that interference will not occur in a particular installation. If this equipment does cause harmful interference to radio or television reception, which can be determined by turning the equipment off and on, the user is encouraged to try to correct the interference by one or more of the following measures: (1) Reorient or relocate the receiving antenna. (2) Increase the separation between the equipment and receiver. (3) Connect the equipment into an outlet on a circuit different from that to which the receiver is connected. (4) Consult the dealer or an experienced radio / TV technician for help.

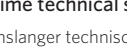
RF Warning Statement

The device has been evaluated to meet general RF exposure requirements. The device can be used in portable exposure conditions without restriction.

Customer Service

Kundenservice | カスタマーサポート | Service Client
Servizio ai Clienti | Atención al Cliente | 客服支持

 **18-month limited warranty**
18 Monate beschränkte Herstellergarantie | 18ヶ月保証
Garantie limitée de 18 mois | Garanzia limitata 18 mesi
Garantía limitada de 18 meses | 18 个月质保期

 **Lifetime technical support**
Lebenslanger technischer Support | テクニカルサポート
Support technique à vie | Supporto tecnico a vita
Asistencia técnica de por vida | 终身客服支持

For FAQs and more information, please visit:




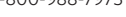
anker.com/support

 @Anker Official
@Anker Japan
@Anker Deutschland

 @AnkerOfficial
@Anker_JP

 @Anker

 support@anker.com

 1-800-988-7973 | Mon-Fri 9:00-5:00 PST (US)
03-4455-7823 | Mon-Fri 9:00-17:00 (日本)
069-9579-7960 | Mon-Fri 6:00-11:00 (DE)
400-0550-036 | Mon-Fri 9:00-17:30 (中国)